

ID Infinity Drain®

Water Management.

Designed Right.



**A passion for
design.**

An obsession for
performance.

S-LAG 65 Wedge Wire grate - Low Profile Site Sizable® Linear Drain Series

About Us

Why we do what we do. It's not about making linear or center drains — it's much bigger than that, with a more holistic perspective. It's about making a small difference in people's lives every day. Be it a power shower or a relaxing bath, we help create an environment to appreciate and be indulgent in, stress free and without water management issues.

Our Brand

Infinitely different. It's personal. We don't punch steel, we pursue passion, in every individual we hire, in every product we craft. The result — we call it the brand elevation factor. Whether that's artisans sculpting designs, engineers striving for nano tolerances, or those who quality control each product before the Infinity Drain logo is adorned, our higher standards of craftsmanship, care and devotion must go into it.

Made in the USA

A refreshing perspective on — *We're here for you.* Infinity Drain both designs and manufactures all our products in the United States. But we take it a step further by sourcing our raw materials from U.S. suppliers. This means faster turnaround, consistency in material, reliability in quality and a focus on your project first hand. Discover the finest drains and waterproofing products here... in America, for you.



Hudson Yards, NY



TWA Hotel, NY



Century Plaza Hotel, CA



Bellagio Hotel, NV




Rocket Mortgage Fieldhouse, OH


NEW New Products



NEW Next Day Custom - Custom Linear Drains without the wait in best-selling styles and finishes (page 7)



NEW Center Drain Pro-Series (page 6)



NEW Hair Maintenance Program (page 7)




Universal Infinity Drain® - Compatible with traditional or liquid/fabric waterproofing (page 8)




Slot Linear Drain (page 9)



Low Profile Site Sizable® Linear Drain (page 9)



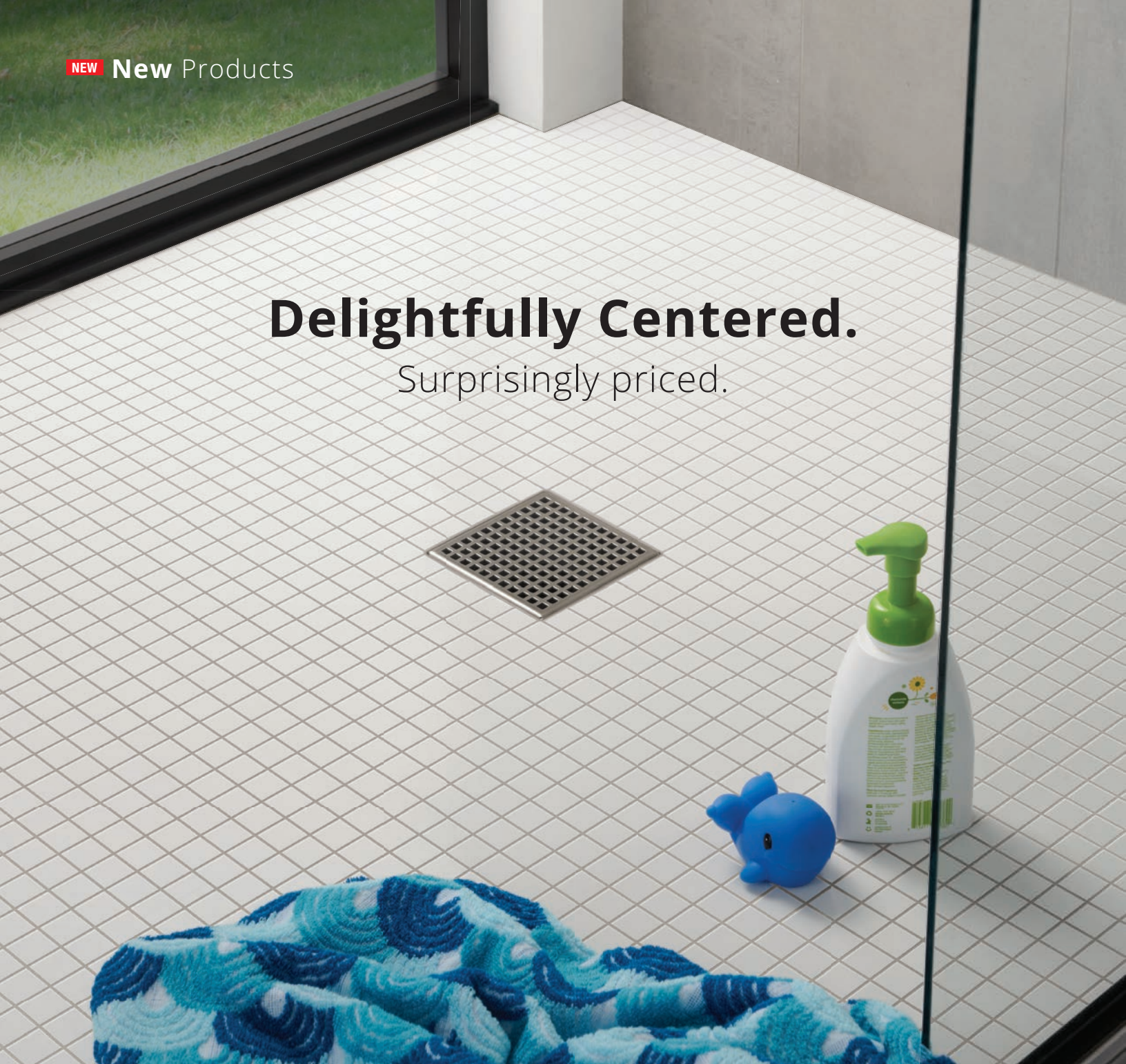
Stainless Steel Shower Bases (pages 10-11)



Linear Drain with Schluter® Kerdi Waterproofing (page 9)

Delightfully Centered.

Surprisingly priced.



New Center Drain Pro-Series

The new Center Drain Pro-Series offers the benefit of not only being big on style, but a smart value. Backed by the engineering of Infinity Drain, Center Drain Pro-Series is dependable, livable and accessible.



Hair happens.

Hair Maintenance Program

Every Infinity Drain product comes with a kit which includes an ergonomic lift-out key, user guide, and zippered pouch. Infinity Drain's patented easy-clean hair basket keeps the drain clog-free longer.



Exactly wall to wall,
flush against the wall™.

Next Day Custom Program

Get Custom Drains next day! Available in lengths up to 96" in five finishes, three grate styles and for all installation waterproofing methods.

Brilliance in water management.

Universal Infinity Drain® Compatible with every type of waterproofing from vinyl to liquid/fabric. Complete kit includes channel, collar and choice of tile insert or squares pattern grate.

USQ Squares pattern grate - Universal Infinity Drain® Series

Featured Products




Reduced Height Channel.

Added install flexibility.

Low Profile Site Sizable® Linear Drain

Lower channel height makes barrier free installation easy, while grooves on channel sides prevent flexing and provide increased stability in mortar set.



Sight unseen perfected.

Slot Linear Drain

Minimum size, maximum function with a 3/8" reveal that makes the drain virtually disappear. Removable clean out box for easy access to drain line.



Peace-of-mind performance.

FCS Series - Backed by Schluter®-Kerdi

All grate styles available with Schluter®-Kerdi fabric. Warranty is backed by Infinity Drain.



**Beauty above
the surface**
and smart solutions
below.

Finished Installation

Custom Wedge Wire Linear Drain Grate - Stainless Steel Shower Base




Stainless Steel Shower Base


Features

- Lifetime guarantee against waterproofing failure.
- 304L 16 Gauge Stainless Steel.
- Ability to install and flood test same day.
- Ensures exact wall-to-wall and flush against the wall installation.
- Available with curb or barrier free (curbless).
- Includes linear or center drain.
- Standard size: 30"x60", custom available (minimum qty 10).
- Drains are available in multiple styles and finishes.


The Install Process




1. Stainless Steel Shower Base – Arrives factory flood tested with a Lifetime Guarantee. The base is ready to install and features an integral drain, pre-sloped floor, and is coated with surface primer for tile installation.



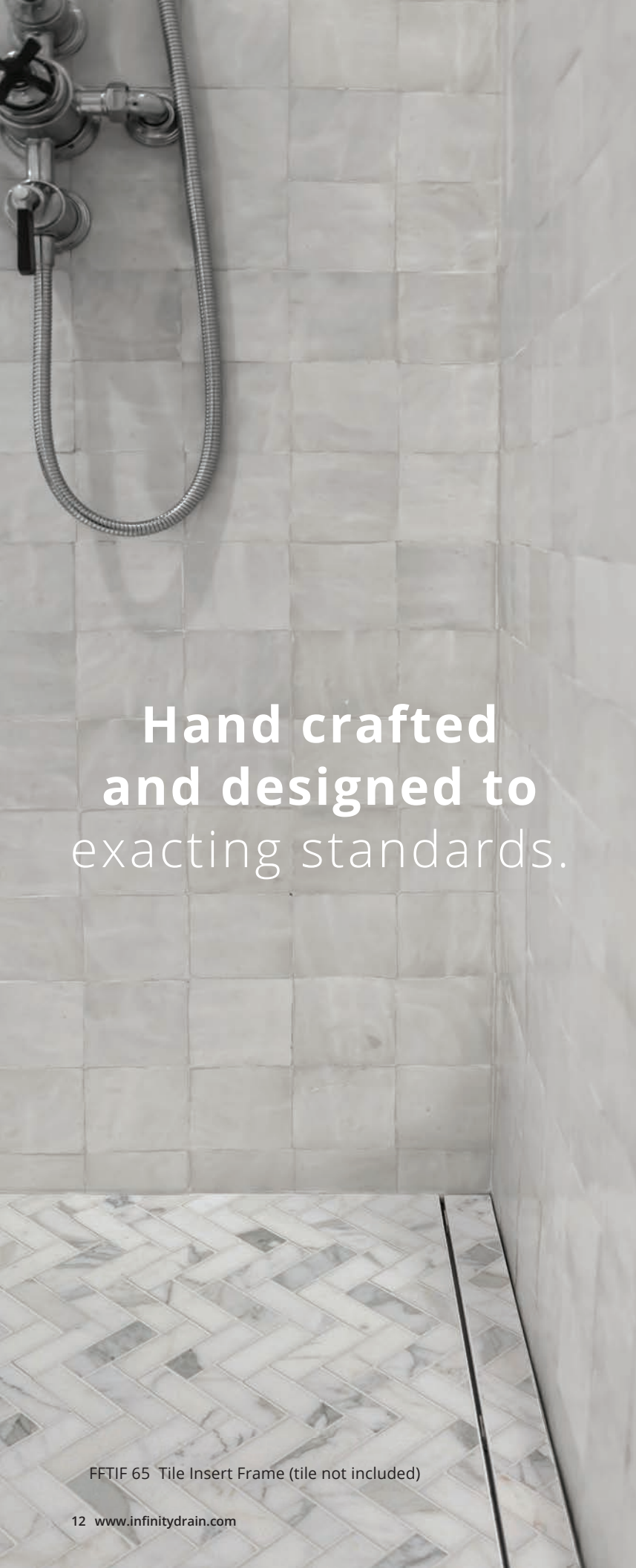
2. Stainless Steel Shower Base With Framing – The base is adhered to the subfloor, leveled and attached to the plumbing. Framing is completed around the shower base or the shower base is placed into a preexisting framed space then secured directly to the framing.



3. Walls and Waterproofing – Appropriate backer board is mounted to the framing and seated on the flange of the shower base. Liquid or fabric waterproofing is applied over the backer board down to the shower base.



4. Finishing – Natural stone, glass, porcelain, or ceramic tile are applied to the walls and shower base.



Hand crafted
and designed to
exacting standards.

Linear Drains

GRATE STYLES


**Tile
Insert
Frame**




**Slot
Drain**




**2mm
Wedge
Wire**



**3mm
Wedge
Wire**



Circle



**Offset
Slotted**



Slotted



Squares



Solid




FFTIF 65 Tile Insert Frame (tile not included)

LINEAR DRAIN STYLE REFERENCE CHART

	Site Sizale [S]	Fixed Length [FX]	Fixed Flange [FF]	Side Outlet [FT]	Flange with Schluter® Kerdi [FCS]	Double Waterproofing [FCB]	Universal [U]
	Traditional Waterproofing		Liquid / Fabric Waterproofing		Schluter® Kerdi Waterproofing	Traditional and Liquid/Fabric	Traditional or Liquid/Fabric
	S-TIF 65 S-LTIF 65 S-TIFAS 65 S-TIFAS 99 S-LTIFAS 65 S-LTIFAS 99	FXTIF 65 FXLTIF 65	FFTIF 65	FTTIF 65	FCSTIF 65	FCBTIF 65	UTIF
			FFST		FCSST	FCBST	
			FFAS 25		FCSAS 25	FCBAS 25	
	S-LAG 38						
	S-LAG 65 S-AS 65 S-AS 99	FXAS 65	FFAS 65	FTAS 65	FCSAS 65	FCBAS 65	
	S-AG 100	FXAS 125	FFAS 125		FCSAS 125		
	S-AG 38						
	S-AG 65						
	S-DG 38						
	S-DG 65						
	S-LT 38						
	S-LT 65						
		FXIG 65	FFIG 65	FTIG 65	FCSIG 65	FCBIG 65	
							USQ
		FXSG 65	FFSG 65	FTSG 65	FCSSG 65	FCBSG 65	

Products available in Satin Stainless, Polished Stainless, Oil Rubbed Bronze, Satin Bronze, and Matte Black. Custom finishes available.

The shower — it's not just how it looks, it's how it makes you feel.



Tile Drain
Satin Stainless

Criss-Cross
Oil Rubbed Bronze

Link
Polished Stainless

Wedge Wire
Satin Stainless
























Squares
Satin Stainless

Weave
Matte Black

Moor
Satin Bronze

Lines
Matte Black

Center Drains

<p>Tile Drain Available in 5"x5" 5"x5" is also available in the Center Drain Pro-Series</p>	
<p>Squares Available in 4"x4", 5"x 5" & 5" Round 5"x5" is also available in the Center Drain Pro-Series</p>	  
<p>Moor Available in 4"x4", 5"x 5" & 5" Round</p>	  
<p>Weave Available in 4"x4", 5"x 5" & 5" Round</p>	  
<p>Link Available in 4"x4", 5"x 5" & 5" Round</p>	  
<p>Lines Available in 4"x4", 5"x 5" & 5" Round</p>	  
<p>Wedge Wire Available in 4"x4", 5"x 5" & 5" Round</p>	  
<p>Criss Cross Available in 4"x4" & 5"x 5"</p>	 
<p>Solid Available in 5"x5" - only in Center Drain Pro-Series</p>	
<p>Slotted Available in 5"x5" - only in Center Drain Pro-Series</p>	



145 Dixon Avenue, Amityville, New York 11701

Phone 516.767.6786 ~ Fax 516.740.3066

www.infinitydrain.com



Infinity Drain is made in the USA