



**ID** Infinity Drain®

Architectural Drainage Solutions.



# A passion for design. An obsession for performance.

S-LAG 38 Wedge Wire grate - Low Profile Site Sizable® Linear Drain Series

## About Us

**Why we do what we do.** It's not about making linear or center drains — it's much bigger than that, with a more holistic perspective. It's about making a small difference in people's lives every day. Be it a power shower or a relaxing bath, we help create an environment to appreciate and be indulgent in, stress free and without water management issues.

## Our Brand

**Infinitely different.** It's personal. We don't punch steel, we pursue passion, in every individual we hire, in every product we craft. The result — we call it the brand elevation factor. Whether that's artisans sculpting designs, engineers striving for nano tolerances, or those who quality control each product before the Infinity Drain logo is adorned, our higher standards of craftsmanship, care and devotion must go into it.

## Made in the USA

**A refreshing perspective on — *We're here for you.*** Infinity Drain both designs and manufactures all our products in the United States. But we take it a step further by sourcing our raw materials from U.S. suppliers. This means faster turnaround, consistency in material, reliability in quality and a focus on your project first hand. Discover the finest drains and waterproofing products here... in America, for you.



Hudson Yards, NY



TWA Hotel, NY



Century Plaza Hotel, CA



Hard Rock Hotel, FL



Quicken Loans Arena, OH



New Products



Low Profile Site Sizable® Linear Drain (page 5)



Slot Linear Drain (page 6)



Linear Drain with Schluter®-Kerdi Waterproofing (page 7)



Universal Infinity Drain™ - Compatible with traditional or liquid/fabric waterproofing (page 10-11)



Stainless Steel Shower Base (page 8-9)

**NEW Low Profile Site Sizable® Linear Drain**

**Reduced height channel.**  
**Added install flexibility.**

S-LAG 38 Wedge Wire grate - Low Profile Site Sizable® Linear Drain Series

**Best-selling Site Sizable® linear drain series.**  
**Now with improved design.**

1 5/8" Height  
**S-AG 38**  
(3mm Wedge Wire grate)


1" Height  
**NEW S-LAG 38**  
(2mm Wedge Wire grate)

**Lower channel height** - makes barrier free installation easier to achieve.  
**Grooves on channel sides** - prevent flexing and increased stability in mortar set.



**Sight unseen perfected.**  
Minimum Size. Maximum Function.

3/8" Reveal makes the drain virtually disappear.  
Removable clean out box for easy access to drain line.



FFST Fixed Flange Linear Slot Drain

**Drains of distinction.**  
Peace-of mind performance.

All grate styles available with Schluter®-Kerdi fabric.  
Backed by Infinity Drain lifetime warranty.

FCSAS 65 Wedge Wire grate - FCS Linear Drain Series



**NEW** **Stainless Steel Shower Base**

Lifetime Guarantee

Covers labor, removal, replacement and restoration.\*




**Features**

- Lifetime guarantee against waterproofing failure.
- 304L 16 Gauge Stainless Steel.
- Ability to install and flood test same day.
- Ensures exact wall-to-wall and flush against the wall installation.
- Available with curb or barrier free (curbless).
- Includes linear or center drain.
- Standard size: 30"x60", custom available (minimum qty 10).
- Drains are available in multiple styles and finishes.

**The Install Process**



**1. Stainless Steel Shower Base** – Arrives factory flood tested with a Lifetime Guarantee. The base is ready to install and features an integral drain, pre-sloped floor, and is coated with surface primer for tile installation.



**2. Stainless Steel Shower Base With Framing** – The base is adhered to the subfloor, leveled and attached to the plumbing. Framing is completed around the shower base or the shower base is placed into a preexisting framed space then secured directly to the framing.

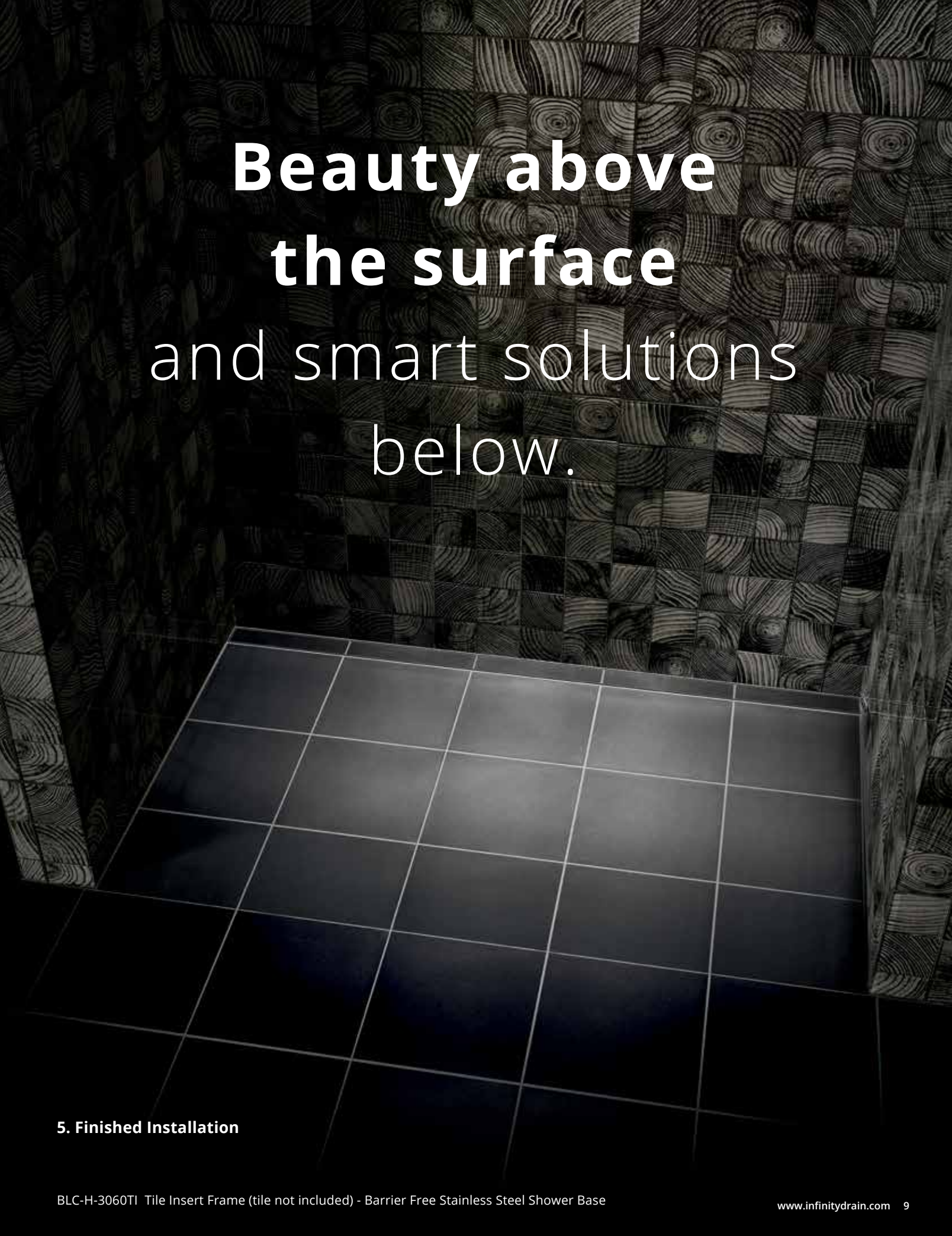


**3. Walls and Waterproofing** – Appropriate backerboard is mounted to the framing and seated on the flange of the shower base. Liquid or fabric waterproofing is applied over the backer board down to the shower base.



**4. Finishing** – Natural stone, glass, porcelain, or ceramic tile are applied to the walls and shower base.

**Beauty above  
the surface  
and smart solutions  
below.**



**5. Finished Installation**

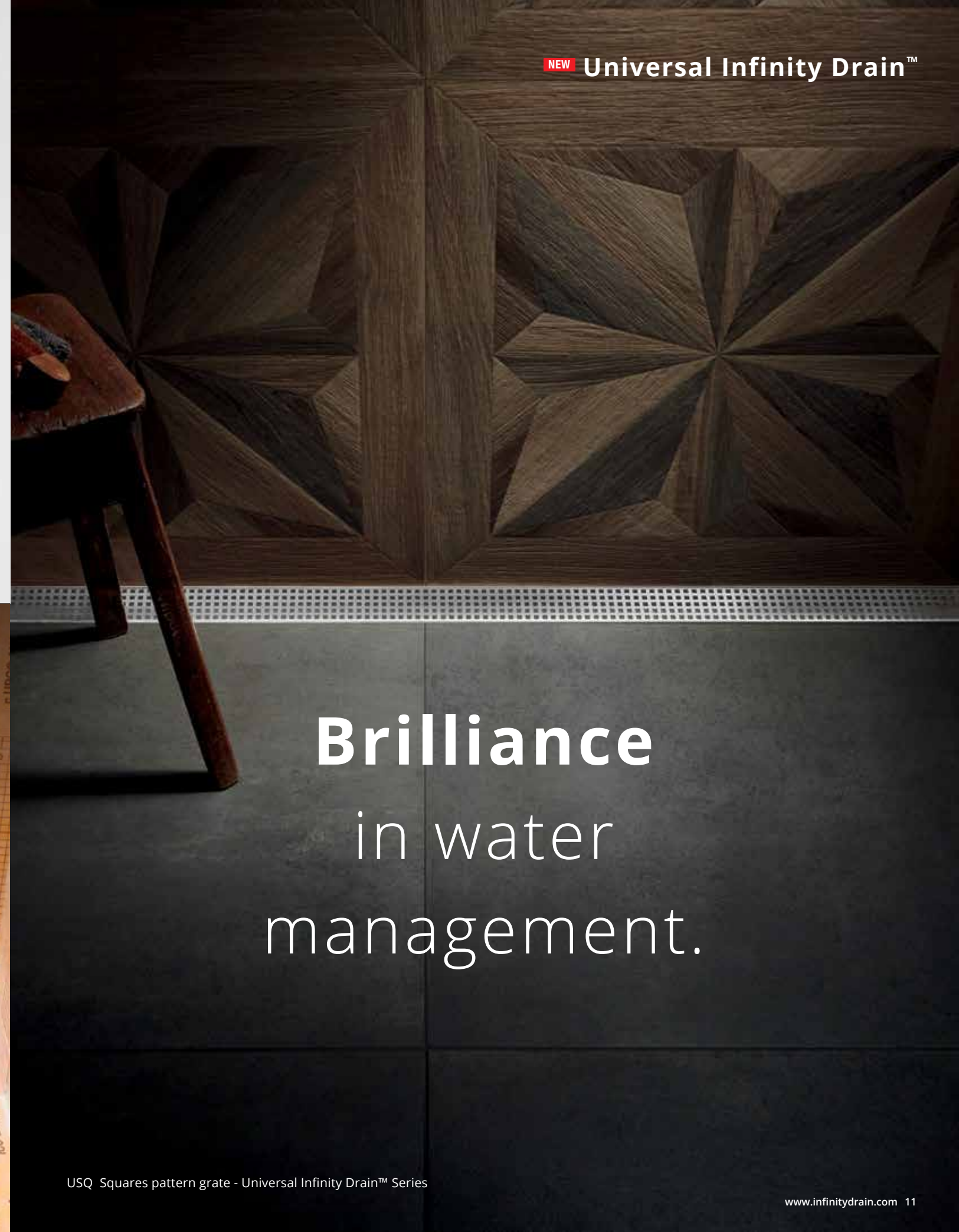


Universal Infinity Drain™ – Complete kit includes pitched channel, clamping collar, and choice of stainless steel tile insert frame or squares pattern grate.



**Compatible with most types of waterproofing.**

From Vinyl to Liquid/Fabric.



**Brilliance**  
in water  
management.






















Hand crafted  
and designed to  
exacting standards.

FFTIF 65 Tile Insert Frame (tile not included)









Linear Drains

GRATE STYLES		Site Sizable [S]	Fixed Length [FX]	Fixed Flange [FF]	Side Outlet [FT]	Flange with Schluter® Kerdi [FCS]	Double Waterproofing [FCB]	Universal [U]
		Traditional Waterproofing		Liquid / Fabric Waterproofing		Schluter® Kerdi Waterproofing	Traditional <b>and</b> Liquid/Fabric	Traditional <b>or</b> Liquid/Fabric
Tile Insert Frame		S-TIF 65 S-LTIF 65 S-TIFAS 65 S-TIFAS 99	FXTIF 65	FFTIF 65	FTTIF 65	FCSTIF 65	FCBTIF 65	UTIF
				FFST		FCSST	FCBST	
2mm Wedge Wire				FFAS 25	FTAS 25	FCSAS 25	FCBAS 25	
		S-LAG 38						
		S-LAG 65 S-AS 65 S-AS 99	FXAS 65	FFAS 65	FTAS 65	FCSAS 65	FCBAS 65	
		S-AG 100	FXAS 125	FFAS 125		FCSAS 125		
3mm Wedge Wire		S-AG 38						
		S-AG 65						
Circle		S-DG 38						
		S-DG 65 S-DGAS 65 S-DGAS 99						
Offset Slotted		S-LT 38						
		S-LT 65						
Slotted			FXIG 65	FFIG 65	FTIG 65	FCSIG 65	FCBIG 65	
Offset Oval			FXED 65	FFED 65	FTED 65	FCSED 65	FCBED 65	
Marc Newson			FXMN 65	FFMN 65	FTMN 65	FCSMN 65	FCBMN 65	
Squares								USQ
Solid			FXSG 65	FFSG 65	FTSG 65	FCSSG 65	FCBSG 65	

**The shower** — it's not just how it looks, it's how it makes you feel.



## Center Drains

<p><b>Tile Drain</b> Available in 5"x5", 8"x8" &amp; 5" Round</p>	
<p><b>Squares</b> Available in 4"x4", 5"x 5" &amp; 5" Round</p>	
<p><b>Moor</b> Available in 4"x4", 5"x 5" &amp; 5" Round</p>	
<p><b>Weave</b> Available in 4"x4", 5"x 5" &amp; 5" Round</p>	
<p><b>Link</b> Available in 4"x4", 5"x 5" &amp; 5" Round</p>	
<p><b>Lines</b> Available in 4"x4", 5"x 5" &amp; 5" Round</p>	
<p><b>Wedge Wire</b> Available in 4"x4", 5"x 5" &amp; 5" Round</p>	
<p><b>Criss Cross</b> Available in 4"x4" &amp; 5"x 5"</p>	

All products available in Satin Stainless, Polished Stainless, Oil Rubbed Bronze, Satin Bronze, and Matte Black. Custom finishes available.





145 Dixon Avenue, Amityville, New York 11701

Phone 516.767.6786 ~ Fax 516.740.3066

[www.infinitydrain.com](http://www.infinitydrain.com)

**LT010-07-20**



Infinity Drain is made in the USA